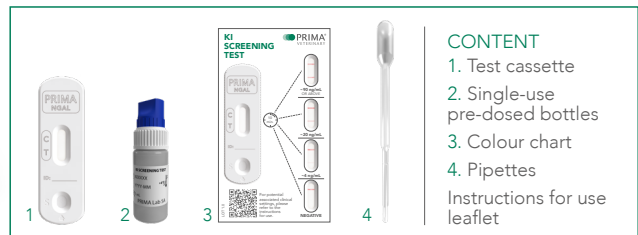
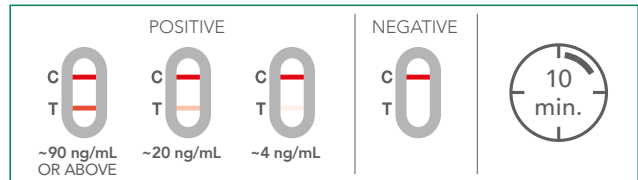
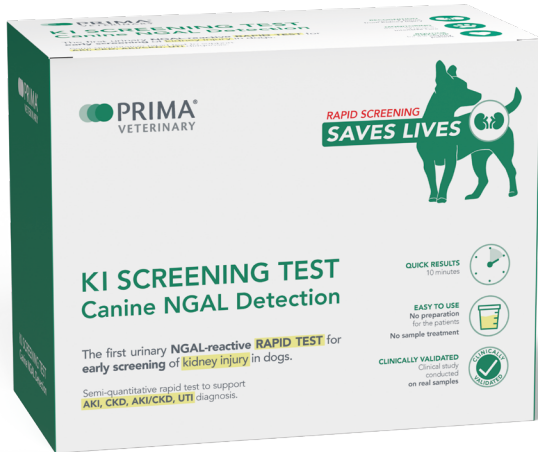



# KI SCREENING TEST Canine NGAL Detection

The first and only rapid test for semi-quantitative detection of NGAL in urine for early screening of kidney damage in dogs

For professional in-vitro diagnostic use only



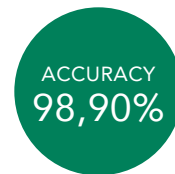
## ANALYTICAL PERFORMANCES



(CI 95%: 95,67 – 99,86%)



(CI 95%: 90,23 – 99,67%)



(CI 95%: 96,06 – 99,70%)

## PRINCIPLE OF THE TEST

KI SCREENING TEST is a lateral flow immunochromatographic device, for veterinary use, for semi-quantitative detection of NGAL in dog urine samples.

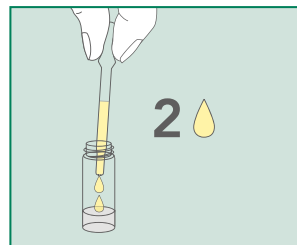
## WHO ARE THE INTENDED USERS

The device is intended to be used by healthcare professionals in order to quickly determine the concentration of NGAL in dog urine, which is directly proportional to the severity of kidney damage and indicative of potential clinical settings.

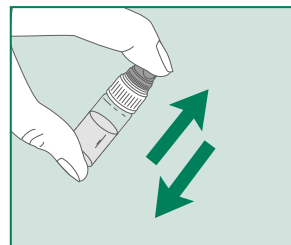
## HOW DOES THE TEST WORK?




1. Using the pipette provided, collect the urine sample.



2. Deposit 2 drops of sample into the diluent bottle.



3. Close the diluent bottle with the cap and mix by gently turning the bottle upside down.



4. Add 3 drops of the mixed solution to the test cassette and wait 10 minutes before reading the result.

## BIBLIOGRAPHY

1. F. Tagliasacchi, Abstract: Urinary neutrophil gelatinase-associated lipocalin (NGAL): A rapid lateral flow test in canine practice. Oral communication at the 33<sup>rd</sup> ECVIM-CA Congress, 2023, Barcellona.
2. Davis J, Raisis AL, Miller DW, Hosgood GL, Rossi G. Analytical validation and reference intervals for a commercial multiplex assay to measure five novel biomarkers for acute kidney injury in canine urine. *Res Vet Sci.* 2021 Oct;139:78-86.
3. Lee YJ, Hu YY, Lin YS, Chang CT, Lin FY, Wong ML, Kuo-Hsuan H, Hsu WL. Urine neutrophil gelatinase-associated lipocalin (NGAL) as a biomarker for acute canine kidney

- injury. *BMC Vet Res.* 2012 Dec 28;8:248.
4. Nabyti M, Hokamp J. Urinary Biomarkers of Kidney Disease in Dogs and Cats. *Vet Clin North Am Small Anim Pract.* 2023 Jan;53(1):53-71. doi: 10.1016/j.cvs.2022.07.006. Epub 2022 Oct 19. PMID: 36270837.
5. Steinbach S, Weis J, Schweighauser A, Francey T, Neiger R. Plasma and urine neutrophil gelatinase-associated lipocalin (NGAL) in dogs with acute kidney injury or chronic kidney disease. *J Vet Intern Med.* 2014 Mar-Apr;28(2):264-9. doi: 10.1111/jvim.12282.

REF	DESCRIPTION	NUMBER OF TESTS	SHELF LIFE
800087-5	KI SCREENING TEST	5 TESTS	18 MONTHS

primalabsa.ch